

9035FzTS EXCAVATORS

Engine	YANMAR 3TNV88F-ESLY, EU Stage V
Net Power	17.3 kW (23.2 hp)
Operating Weight	3,540 kg (7,804 lbs)-Canopy 3,800 kg (8,377 lbs)-Cab
Bucket Capacity	0.11 m ³ (0.144 yd ³)



SPECIFICATIONS

Operating weight	3,540 kg (7,804 lbs)-Canopy
	3,800 kg (8,377 lbs)-Cab

Operating weight includes coolant, lubricants, full fuel tank, cab, standard shoes, boom, arm, bucket and operator 75 kg.

Bucket capacity	0.11 m³ (0.144 yd³)
------------------------	--

ENGINE

Description

4-cylinder straight four strokes, Turbo and common rail

Emission rating	EPA Tier 4F / EU Stage V
Engine manufacturer	Yanmar
Engine model	3TNV88F-ESLY
Aspiration	Natural
Cooling fan drive	Direct
Displacement	1.64 L (0.43 gal)
Rated speed	2,200 rpm
Engine output - net	17.3 kW (23.2 hp)
Engine output - gross	18.2 kW (24.4 hp)
Maximum torque	94.2 N·m (69.5 lbf·ft) @1,320 rpm
Bore × Stroke	88 × 90 mm (3.46" × 3.5")

UNDERCARRIAGE

Track shoe pitches	44
Shoe width, triple grouser	300 mm (12")
Bottom rollers each side	4
Top rollers each side	1

SWING SYSTEM

Description

Planetary gear reduction driven by high torque axial piston motor with spring applied parking brake; Hydraulic oil lubricate.

Swing speed	10 rpm
Swing torque	8,009 N·m (5,907 lbf·ft)

HYDRAULIC SYSTEM

Main pump

Type	Variable displacement piston pump
Maximum flow	99 L/min (26.2 gal/min)

Relief valve setting

Implement	25.3 MPa (3,669 psi)
Travel circuit	24.5 MPa (3,553 psi)
Slew circuit	20.6 MPa (2,988 psi)
Pilot circuit	3.5 MPa (508 psi)

Hydraulic cylinders

Boom cylinder – Bore × Stroke	φ90 × 507 mm (φ3.5" × 1'8")
Arm cylinder – Bore × Stroke	φ80 × 590 mm (φ3.2" × 1'11")
Bucket cylinder – Bore × Stroke	φ70 × 465 mm (φ2.8" × 1'6")
Dozer Cylinder – Bore×Stroke	φ100 × 142 mm (φ3.9" × 5.6")
Swing Cylinder – Bore×Stroke	φ80 × 400 mm (φ3.1" × 1'4")

ELECTRIC SYSTEM

System voltage	12 V
Batteries	12V
Alternator	12 V-55 A
Start motor	12 V-1.7 kW (2.3 hp)

SERVICE CAPACITIES

Fuel tank	55 L (14.53 gal)
Engine oil	6.7 L (1.77 gal)
Cooling system	7 L (1.85 gal)
Hydraulic reservoir	42 L (11.1 gal)
Hydraulic system total	58 L (15.3 gal)

SOUND PERFORMANCE

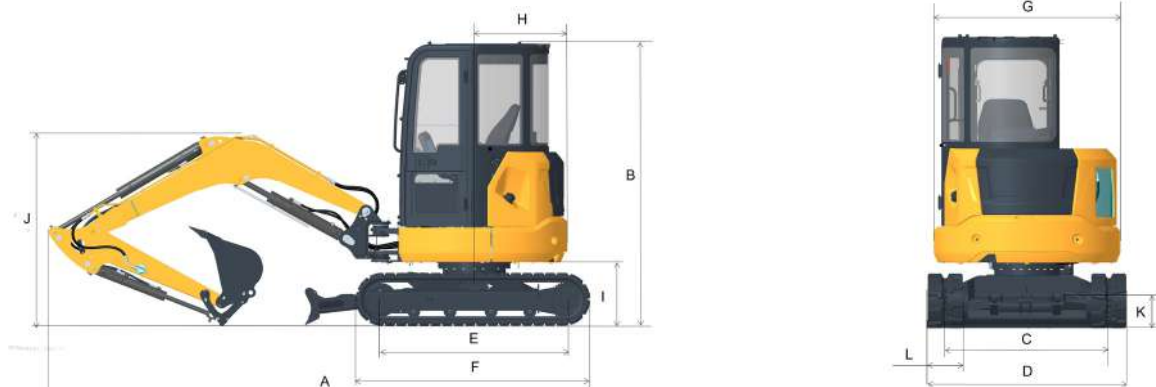
Interior sound power level (ISO 6396)	78 dB(A)
Exterior sound power level (ISO 6395)	94 dB(A)

DRIVE AND BRAKES

Description

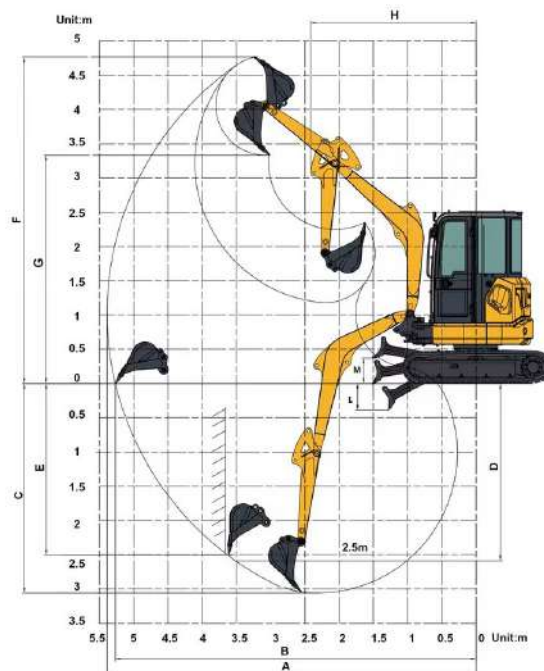
2-speed drive motors allow auto speed shifting. Each motor is equipped with a hydraulic released, spring applied parking brake.

Max. travel speed	High: 4.2 km/h (2.6 mph) Low: 2.5 km/h (1.5 mph)
Gradeability	30°/58%
Max. drawbar pull	33



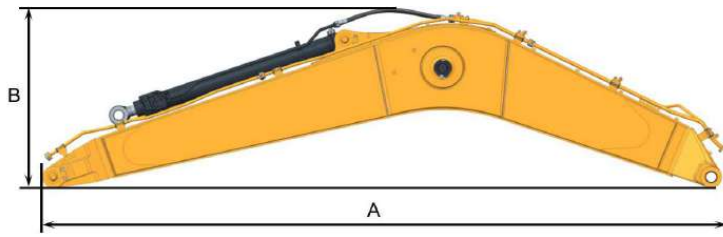
DIMENSIONS

Boom	2,450 mm (8')	
Arm Options	1,320 mm (4'4")	1,700 mm (5'7")
A Shipping Length	4,810 mm (15'9")	4,860 mm (15'11")
B Shipping Height – Top of Cab	2,500 mm (8'2")	
C Track Gauge	1,400 mm (4'7")	
D Undercarriage Width	1,700 mm (5'7")	
E Length to Center of Rollers	1,675 mm (5'6")	
F Track Length	2,100 mm (6'11")	
G Overall Width of Upper Structure	1,600 mm (5'3")	
H Tail Swing Radius	850 mm (2'9")	
I Counterweight Ground Clearance	580 mm (1'11")	
J Height – Top of Boom	1,685 mm (5'53")	
K Min. Ground Clearance	258 mm (10")	



WORKING RANGE

Boom	2,450 mm (8')	
Arm options	1,320 mm (4'4")	1,700 mm (5'7")
A. Max. digging reach	5,385 mm (17'8")	5,715 mm (18'9")
B. Max. digging reach on ground	5,270 mm (17'3")	5,603 mm (18'5")
C. Max. digging depth	3,085 mm (10'1")	3,440 mm (11'3")
D. Max. digging depth (2.44 m level)	2,610 mm (8'7")	3,019 mm (9'11")
E. Max. vertical wall digging depth	2,503 mm (8'3")	2,713 mm (8'11")
F. Max. cutting height	4,710 mm (15'5")	4,843 mm (15'11")
G. Max. dumping height	3,310 mm (10'10")	3,463 mm (11'4")
H. Min. front swing radius	2,416 mm (7'11")	2,413 mm (7'11")
L. Dozer-Down	390 mm (1'3")	390 mm (1'3")
M. Dozer-Up	370 mm (1'3")	370 mm (1'3")
Bucket Digging Force (ISO, kN)	33 kN (7,419 lbf)	30 kN (6,744 lbf)
	/	/
Stick Digging Force (ISO, kN)	22 kN (4,946 lbf)	17.8 kN (4,002 lbf)
	/	/
Bucket Capacity	0.11 (0.144 yd ³)	0.07 (0.092 yd ³)
Bucket Tip Radius	725 mm (2'5")	725 mm (2'5")



BOOM DIMENSIONS

Boom	2,450 mm (8')
Length	2,548 mm (8'4")
Height	806 mm (2'8")
Width	273 mm (11")
Weight	142 kg (313 lbs)

Includes arm cylinder, piping and pin, excludes boom cylinder pin.

ARM DIMENSIONS

Arm	1,320 mm (4'4")	1,700 mm (5'7")
Length	1,706 mm (5'7")	2,100 mm (6'11")
Height	392 mm (1'3")	392 (1'3")
Width	145 mm (5.7")	145mm (5.7")
Weight	78 kg (172 lbs)	97 kg (214 lbs)

Includes bucket cylinder, linkage and pin.

MACHINE WEIGHTS AND GROUND PRESSURE

Shoe width	Operating weight	Ground pressure	Overall width
	2,450 mm (8') boom, 1,320 mm (4'4") arm, 0.11 m ³ (0.144 yd ³) bucket, 560 kg (1234.6 lbs) counterweight		
300 mm (12") Cab	3,800 kg (8,377.6 lbs)	35 kPa (177.7 psi)	1,675 mm (5'6")
300 mm (12") Canopy	3,540 kg (7,804.4 lbs)	34 kPa (167.7 psi)	1,675 mm (5'6")

BUCKET SELECTION GUIDE

Bucket Type	Capacity	Cutting Width	Weight	Teeth pcs	2,450 mm (8'10") Boom 1,320 mm (4'9"), 1,700 mm (5'7") Arm
General purpose	0.07 m ³ (0.09 yd ³)	458 mm (1'6")	82 kg (181 lbs)	EA	A
General Purpose	0.11 m ³ (0.14 yd ³)	610 mm (2')	101 kg (223 lbs)	3/4	A
Digging	0.045 m ³ (0.06 yd ³)	305 mm (1')	62 kg (137 lbs)	4	A/B
Digging	0.065 m ³ (0.09 yd ³)	458 mm (1'6")	76 kg (168 lbs)	2	A/B
Grading	0.14 m ³ (0.18 yd ³)	830 mm (2'9")	205 kg (452 lbs)	3	A
Ditch Cleaning	0.18 m ³ (0.24 yd ³)	1,000 mm (3'3")	160 kg (353 lbs)	/	A

The recommendations are given as a guide only, based on typical operation conditions. Bucket capacity based on ISO 7451, heaped material with a 1:1 angle of repose.

Maximum material density:
 A. 1,200-1,300 kg/m³ (2,023-2,191 lbs/yd³) : Coal, Caliche, Shale
 B. 1,400-1,600 kg/m³ (2,360-2,697 lbs/yd³) : Wet earth and clay, limestone, sandstone
 C. 1,700-1,800 kg/m³ (2,865-3,034 lbs/yd³) : Granite, wet sand, well blasted rock
 D. 1,900 kg/m³ (3,203 lbs/yd³) : Wet mud, Iron ore
 NA. Not applicable

STANDARD EQUIPMENT

ENGINE SYSTEM

- Double elements air filter
- Fuel pre-filter with fuel water separator
- Electronic throttle
- Automatic preheating
- Engine overheat prevention system
- Engine oil low pressure protection
- Auto-idle speed control
- Alarm: oil pressure, low fuel level, clogged air filter, overheating, etc

ELECTRICAL SYSTEM

- Negative switch
- 12V power source
- Maintenance-free Battery
- Boom working light guard
- Rotating beacon
- Machine startup password
- Power modes (ECO/STD) LCD Display

HYDRAULIC SYSTEM

- Electro-proportional joystick controlled dual way circuits
- High pressure quick coupler pipeline
- Boom cylinder guard
- Dozer blade cylinder guard
- Pilot hydraulic oil preheating
- 2-speed travel with auto-shift
- Electro-proportional joystick controlled boom swing
- Arm cylinder load holding valve
- Boom cylinder load holding valve
- Dozer blade load holding valve

OPERATOR STATION

Adjustable Left-handside armrest
Travel lever with foldable travel pedal
Emergency escape and escape hammer
AM/FM radio with USB Input and bluetooth
TOPS Cab (TOP Guard, Level I)
A/C with defogging and defrosting functions
Fire extinguisher
Front work lights, on cab, 2

DIGGING EQUIPMENT

Boom	2,450 mm
Standard arm	1,320 mm
Boom swing	

UNDERCARRIAGE

Rubber shoes 400 mm (12")

OTHERS

Grease gun holder
Tool box & Tool kit
Counterweight 0.56 ton

OPTIONAL EQUIPMENT

ELECTRICAL SYSTEM

- T-BOX
- Front work light, on cab, long strip

HYDRAULIC SYSTEM

- Arm cylinder rod protect
- Bucket cylinder rod protect
- Attachment rotation lines with flow adjustment
- Attachment return lines
- Quick coupler lines, low pressure
- Boom and arm load holding valve, with overload alarm

OPERATOR STATION

- Canopy (TOP Guard, Level I)
- OPG
- FOG
- Front work lights, on cab, 2 (Canopy)

DIGGING EQUIPMENT

- Counterweight 0.27 t
- Arm, 1,700 mm
- Bucket
- 0.07m³ digging bucket (width, 446 mm) with 3 teeth
- 0.07m³ digging bucket (width, 446 mm) with 4 teeth
- 0.11m³ digging bucket (width,610mm) with 4 teeth and side teeth
- 0.065m³ trenching bucket (width, 405mm) with 3 teeth and lifting hole
- 0.045m³ digging bucket (width, 300mm) with 2 teeth and lifting hole
- 0.045m³ earth-moving bucket (width, 1000mm) with no teeth and replaceable main blade
- Hydraulic thumb with pipelines
- Breaking hammer, LGB53
- Mechanical quick coulper
- Hydraulic quick coulper

UNDERCARRIAGE

300mm steel track+rubber block





LG-PB-9035F_{ZTS}-Stage V-WW-A4-022024-ENG



Guangxi LiuGong Machinery Co., Ltd.

No. 1 Liutai Road, Liuzhou, Guangxi 545007, PR China
T: +86 772 388 6124 E: overseas@liugong.com
www.liugong.com

Like and follow us:



The LiuGong series of logos herein, including but not limited to word marks, device marks, letter of alphabet marks and combination marks, as the registered trademarks of Guangxi LiuGong Group Co., Ltd. are used by Guangxi LiuGong Machinery Co., Ltd. with legal permission, and shall not be used without permission. Specifications and designs are subject to change without notice. Illustrations and pictures may include optional equipment and may not include all standard equipment. Equipment and options varies by regional availability.